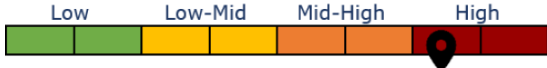
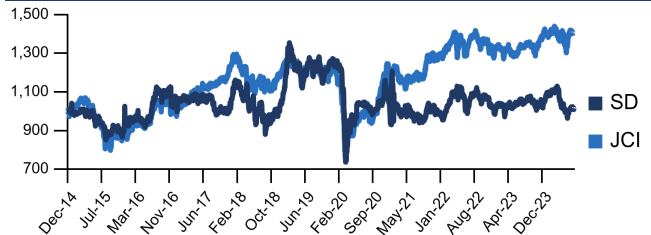
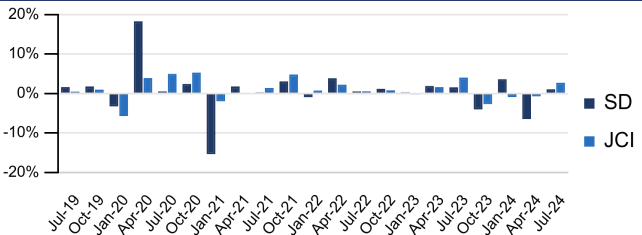
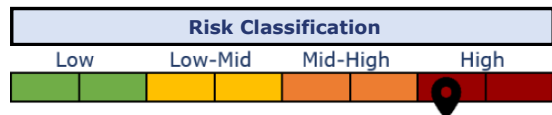


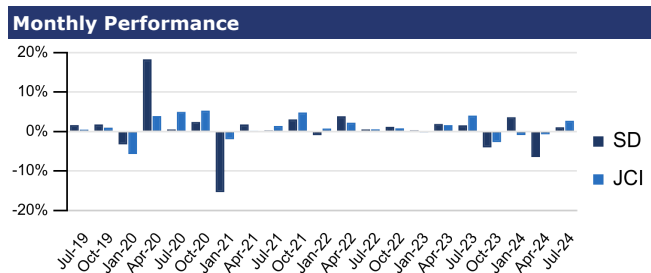
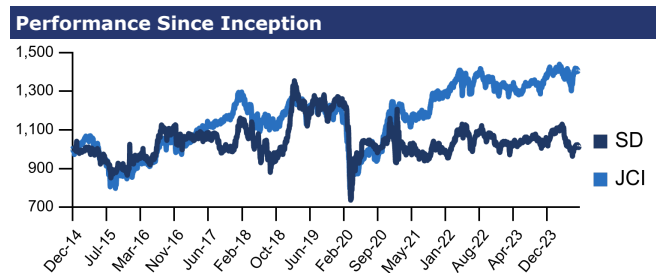
31 July 2024		Equity Fund	
Effective Date	10 Oktober 2014	<b>Fund Manager</b> PT Henan Putihrai Asset Management is a full-fledged Fund Management Firm with deep comprehension and extensive experience in Indonesian capital market. Our humble start began in 1990 through the establishment of Henan Putihrai Sekuritas as one of IDX founding members of IDX. Our strategy and core competence have allowed us to consistently grow and survive the turbulence of economic cycle.	
Effective Number	S-441/D.04/2014		
Launch Date	01 December 2014		
Currency	IDR		
NAV/Unit (Rp)	<b>1,014.6577</b>		
AUM (Rp bln)	<b>15.363</b>		
Minimum Subs (Rp)	50,000		
Current Unit NAV	15,141,161.7436		
Periodic Update	Daily		
Subscription Fee	≤2%		
Redemption Fee	≤5%		
Switching Fee	≤2%		
Management Fee	≤5%		
Custodian Fee	≤0.25%		
Risks	Market Risk Redemption Risk Liquidation Risk Liquidity Risk	<b>Fund Objective</b> To optimize long-term aggressive capital growth through active investments in equity instruments available through public offerings and/or traded in the Indonesian stock exchange and/or money market instruments.	
Custodian Bank	Bank Mega		
Bank ISIN Code	IDA0001024B9		
Subs. Account No.	<b>010740011235329</b> Bank Mega Cab. KC Jakarta Tendan		
<b>Risk Classification</b> Low      Low-Mid      Mid-High      High 			
Money Market	Fixed Income		<b>Investment Policy</b> Equity ≥ 80% Cash & Equivalent ≤ 20% Money Market ≤ 20%
Balanced Fund	Equity		
<b>Notes:</b> This product invests in long term equity securities listed in IDX with high volatility			
<b>Fund Performance</b>			
<b>Performance Since Inception</b> 			<b>Top Holdings (Alphabetical)</b> 1 AKRA 5.0% 2 ASII 5.3% 3 TD - BANK ALLOBANK 6.5% 4 TD - Bank NOBU 6.5% 5 BBKA 9.7% 6 BBNI 4.3% 7 BBRI 7.2% 8 BMRI 8.3% 9 BNGA 4.3% 10 UNTR 4.2%
<b>Monthly Performance</b> 			
<b>Access for Investor</b> Prospectus <a href="https://hpam.co.id">https://hpam.co.id</a>			
Fund Ownership <a href="https://akses.ksei.co.id/">https://akses.ksei.co.id/</a>			
Instagram <a href="https://www.instagram.com/hpam.id">@hpam.id</a>			
<b>Custodian Bank Profile</b> PT Bank Mega Tbk. Is a BUKU III bank in Indonesia with interests spanning the whole of Indonesia. It was founded in 1992 and currently owned by the CT Corpora Group. The bank holds the license to operate as a custodian: KEP-01/PM/KSTD/2001			
<b>Disclaimer</b> Before investing you should carefully consider the Fund's investment objectives, risks, charges and expenses. This fund may also allocate a portion of the portfolio to high risk assets which have high risk and return profile. This and other information are available through request for prospectus or at our company's website. The fund is subject to market risks (volatility) and may not be appropriate for short term investments. Holdings and Sector weightings are subject to constant changes without notice as deemed fit by the investment management team. This document is for sophisticated investor only and not intended for individual private investor. Performance data quoted represent past performance and is no guarantee of future results. Investment returns and principal values may fluctuate so that an investor's shares, when redeemed, may be worth more or less than their original cost. Current performance may be lower or higher than that shown. All return assume reinvestment of all dividend and capital gain distributions. Index performance is shown for illustrative purpose only. Conventional Non-bank institutions are prohibited from investing directly in index.			



Money Market      Fixed Income      Balanced Fund      Equity

Notes: This product invests in long term equity securities listed in IDX with high volatility

	1M	3M	6M	YTD	1Y	3Y	5Y	Inception
HPAM SAHAM DINAMIS	1.07%	-2.96%	-7.22%	-3.86%	-3.58%	4.03%	-18.41%	1.47%
Index Harga Saham Gabungan	2.72%	0.30%	0.66%	-0.23%	4.68%	19.53%	13.54%	40.50%
Best Monthly Return	18.3%	30-Apr-2020						
Worst Monthly Return	-25.75%	31-Mar-2020						



Access for Investor	Fund Ownership	Instagram
Prospectus <a href="https://hpam.co.id">https://hpam.co.id</a>	<a href="https://akses.ksei.co.id/">https://akses.ksei.co.id/</a>	@hpam.id

**Custodian Bank Profile**  
 PT Bank Mega Tbk. Is a BUKU III bank in Indonesia with interests spanning the whole of Indonesia. It was founded in 1992 and currently owned by the CT Corpora Group. The bank holds the license to operate as a custodian: KEP-01/PM/KSTD/2001

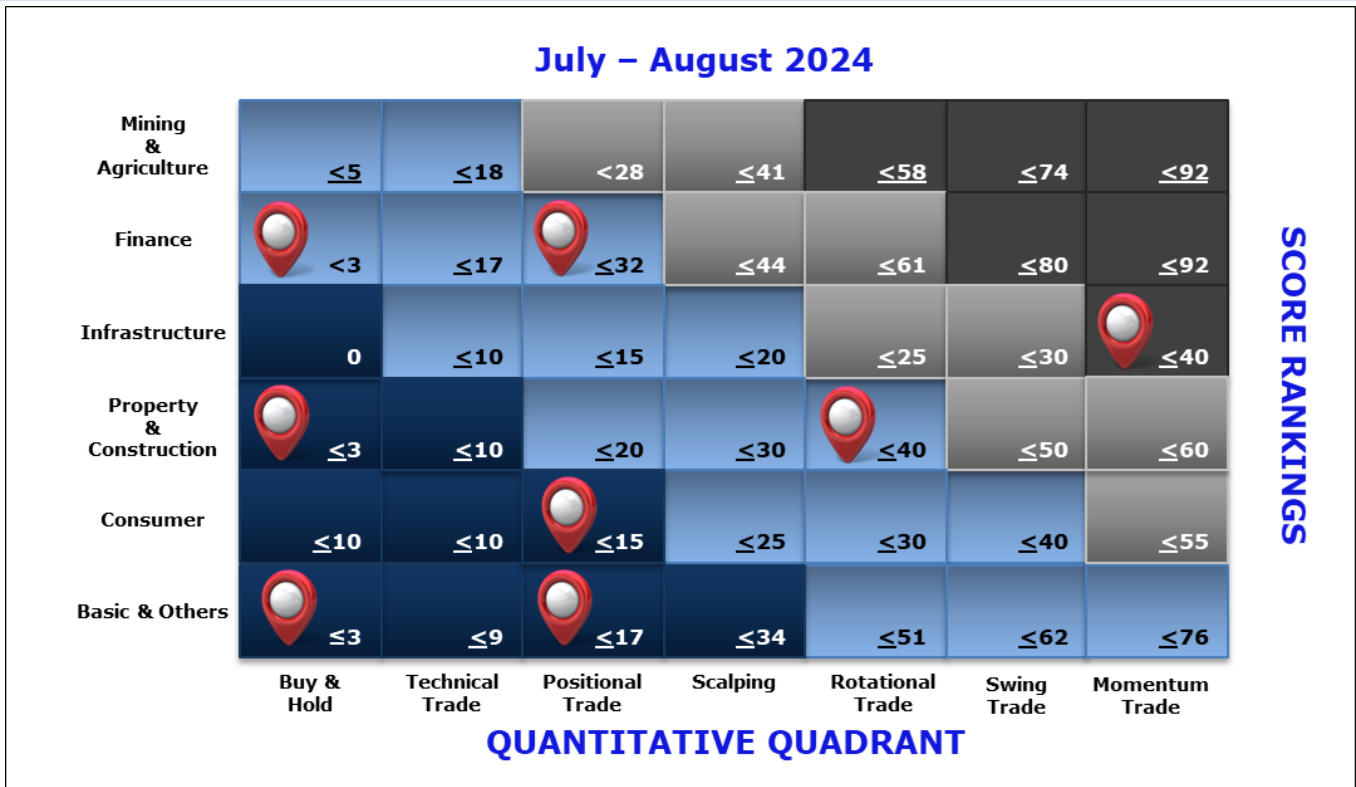
**Disclaimer**  
 Before investing you should carefully consider the Fund's investment objectives, risks, charges and expenses. This fund may also allocate a portion of the portfolio to high risk assets which have high risk and return profile. This and other information are available through request for prospectus or at our company's website. The fund is subject to market risks (volatility) and may not be appropriate for short term investments. Holdings and Sector weightings are subject to constant changes without notice as deemed fit by the investment management team. This document is for sophisticated investor only and not intended for individual private investor. Performance data quoted represent past performance and is no guarantee of future results. Investment returns and principal values may fluctuate so that an investor's shares, when redeemed, may be worth more or less than their original cost. Current performance may be lower or higher than that shown. All return assume reinvestment of all dividend and capital gain distributions. Index performance is shown for illustrative purpose only. Conventional Non-bank institutions are prohibited from investing directly in index.

**31 July 2024** **Equity Fund**

**Intrinsic Assessment Value**

No	Variables	Ranks				Intrinsic	≤10%	≤30%	≤60%	≤90%
1	GCG Scoring	1	2	3	4	Ownership & Management				
2	Product Strength	1	2	3	4	Barriers to Entry				
3	5 Year CAGRs	1	2	3	4	Growth vs. Industry				
4	ROE & ROIC	1	2	3	4	Ratios vs. Industry				
5	Yield Curve	1	2	3	4	Equal & Above the Curve				
6	Solvency	1	2	3	4	Debt Service Ratio				
7	Capital Structure	1	2	3	4	Equity vs. Debt Financing				
8	Banking BUKU	1	2	3	4	Min. Bank BUKU 2				
9	Net Foreign Flow	1	2	3	4	Foreign vs. Domestic Investors				
10	Investment Grade	1	2	3	4	BBB+ to AAA				
11	Relative Bond Price Performance	1	2	3	4	IDMA movement				
12	Market Liquidity	1	2	3	4	VWAP & MOSB				
13	Yield to Maturity	1	2	3	4	Above Fair Yield				
14	Interest Payment Cycle	1	2	3	4	Monthly & Quarterly & Semi Annual				
15	Settlement Date Target	1	2	3	4	Good Fund				

**Value @ Risk Matrix**



**PT. Henan Putihrai Asset Management**  
 Sahid Sudirman Center Lantai 46  
 Jln. Jenderal Sudirman No.86, Jakarta Pusat 10220  
 (021) 39716699  
<https://hpam.co.id>